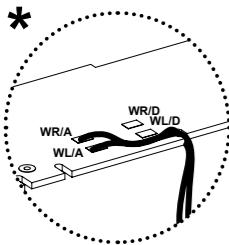



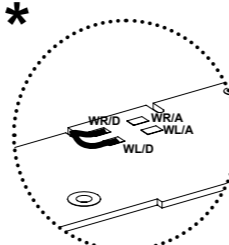
Analog / *
analog /
analogico /
analogue



Decoder # 56126 anlöten /
Brasser le Décodeur # 56126 /
Decodificatore di saldatura # 56126 /
solder decoder # 56126

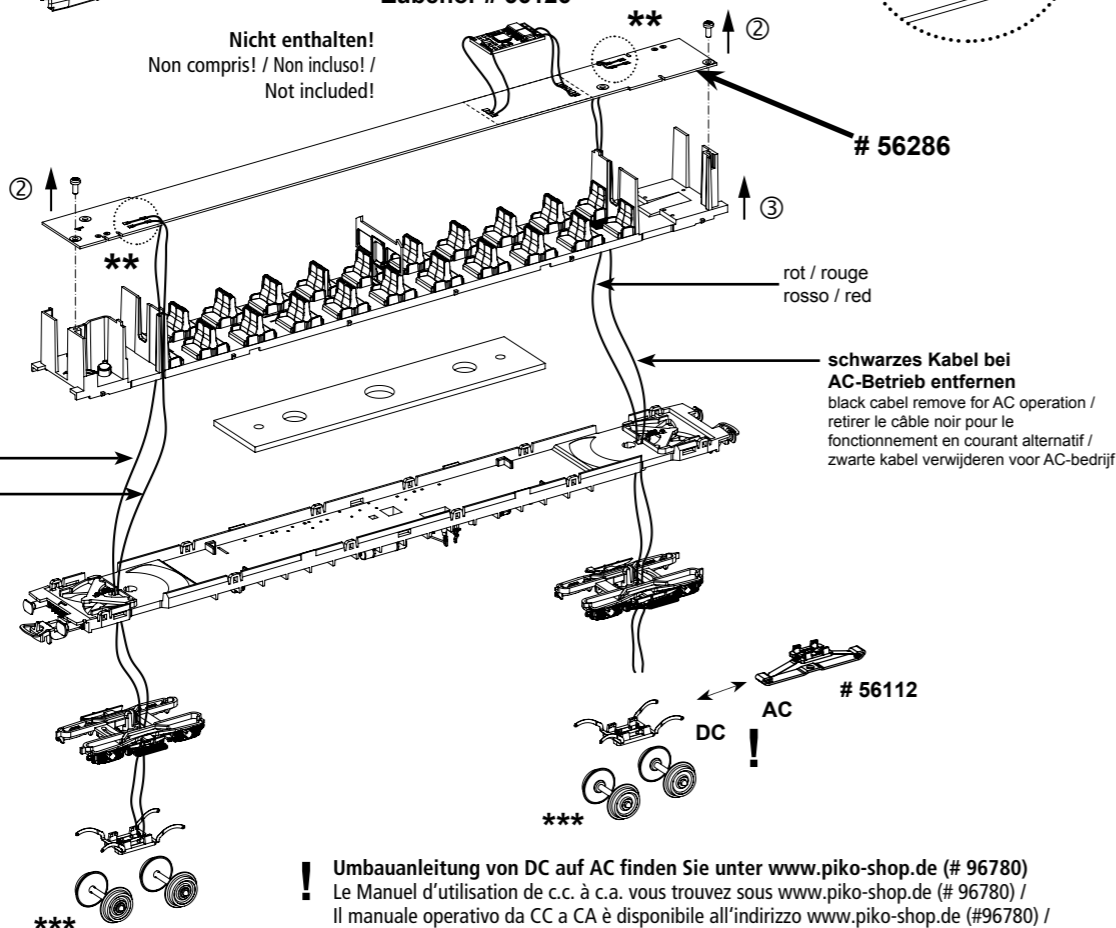
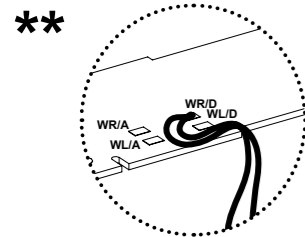
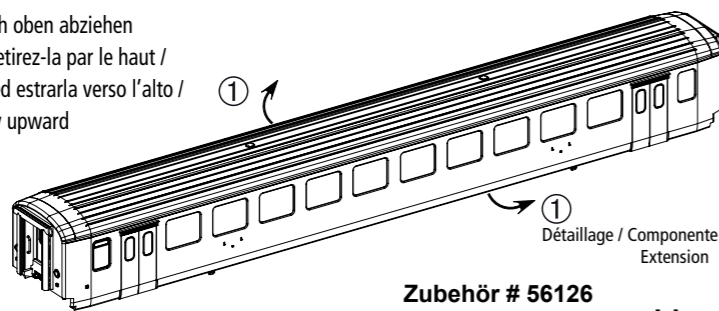
Decodereinbau: (DC analog -> DC digital)
Installation decoder / Installazione del decodificatore / Installing Decoder

Digital / *
digital /
digitale /
digital



DC -> AC, analog + digital

Gehäuse leicht spreizen und nach oben abziehen
Ecarter légèrement la caisse et retirez-la par le haut /
Allargare leggermente la cassa ed estrarla verso l'alto /
Extend the body and pull slightly upward



*** Radsätze tauschen # 56063
*** essieux de swap # 56063 /
*** scambiare gli assi # 56063 /
*** change the wheelsets # 56063

! Umbauanleitung von DC auf AC finden Sie unter www.piko-shop.de (# 96780)
Le Manuel d'utilisation de c.c. à c.a. vous trouvez sous www.piko-shop.de (# 96780) /
Il manuale operativo da CC a CA è disponibile all'indirizzo www.piko-shop.de (#96780) /
The instruction how to change from DC to AC do you find under www.piko-shop.de (# 96780)

LED-Beleuchtungsbausatz EW I Personenwagen

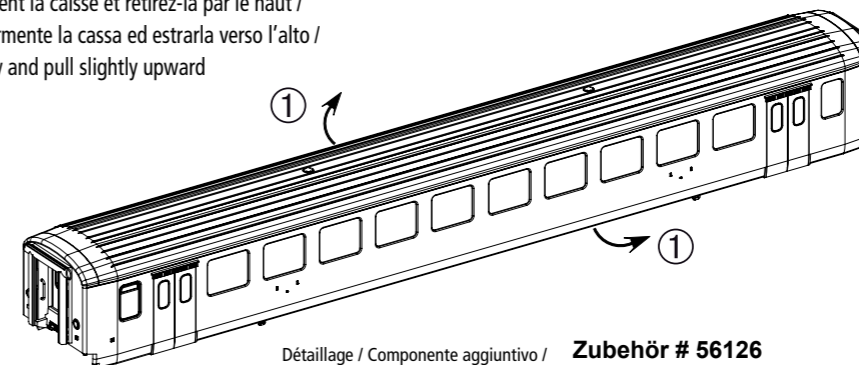
56286

Manuel d'utilisation · Manuale d'uso · Instructions for use



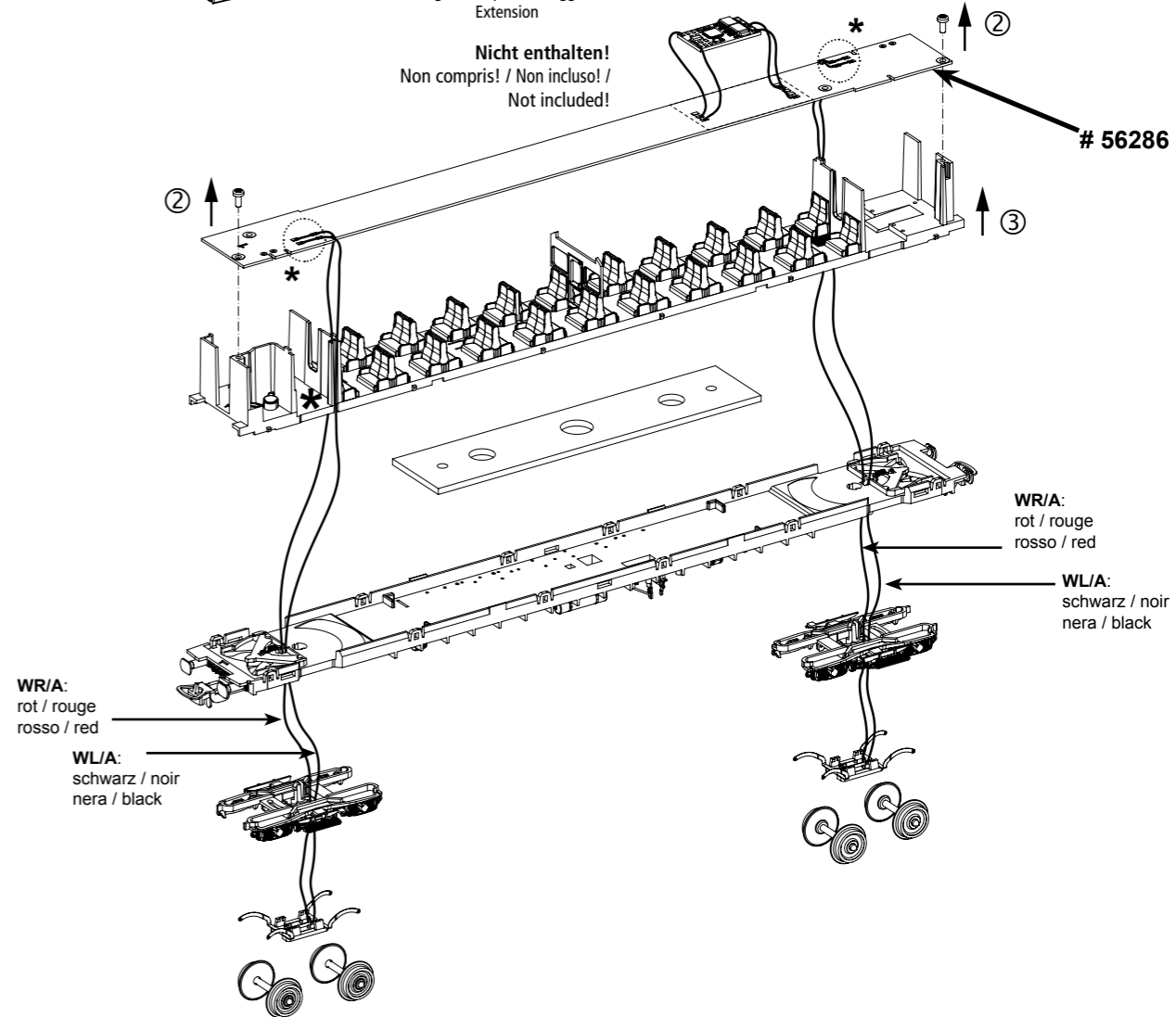
Wichtige Informationen sind in der Verpackung und in der Anleitung enthalten. Bitte bewahren Sie diese auf.

Gehäuse leicht spreizen und nach oben abziehen
Ecarter légèrement la caisse et retirez-la par le haut /
Allargare leggermente la cassa ed estrarla verso l'alto /
Extend the body and pull slightly upward



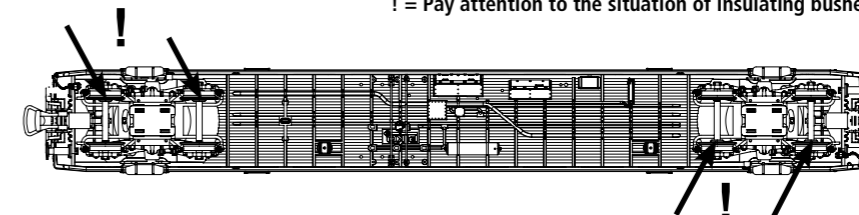
Détaillage / Componente aggiuntivo /
Extension **Zubehör # 56126**

Nicht enthalten!
Non compris! / Non incluso! /
Not included!



! = Auf die Lage der Isolierbuchsen achten - nur in DC Version
! = Faites attention aux polarités d'essieux - uniquement en CC version
! = Prestare attenzione alla situazione delle bocche isolanti - solo nella versione CC
! = Pay attention to the situation of insulating bushes - only in DC version

Drehgestell vorne /
Bogie devant /
Carrello avanti /
Bogie front



Drehgestell hinten /
Bogie arrière /
Carrello dietro /
Bogie rear

